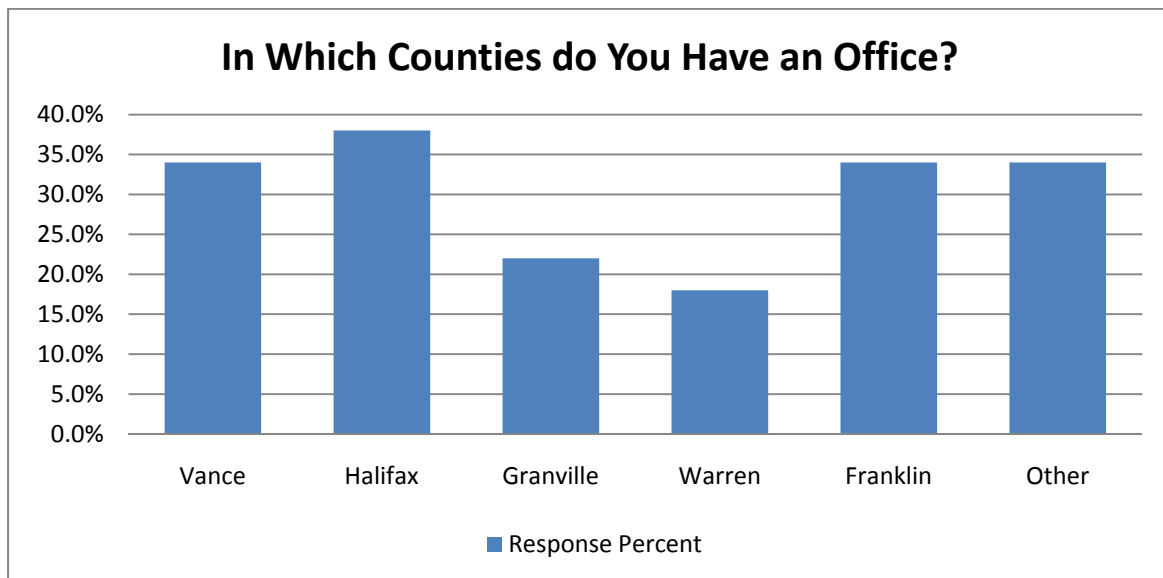
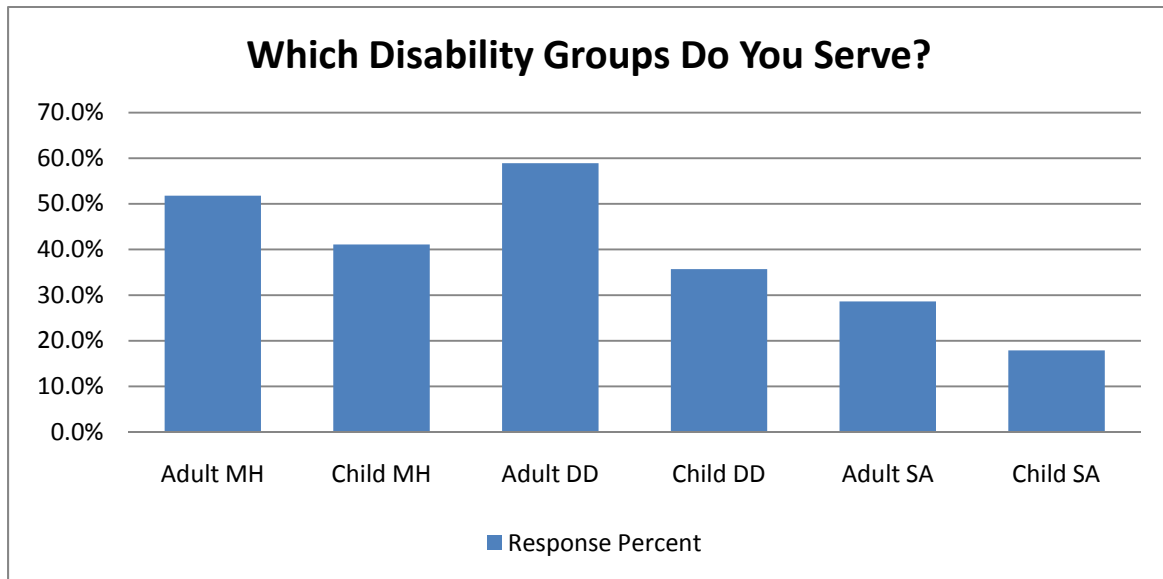
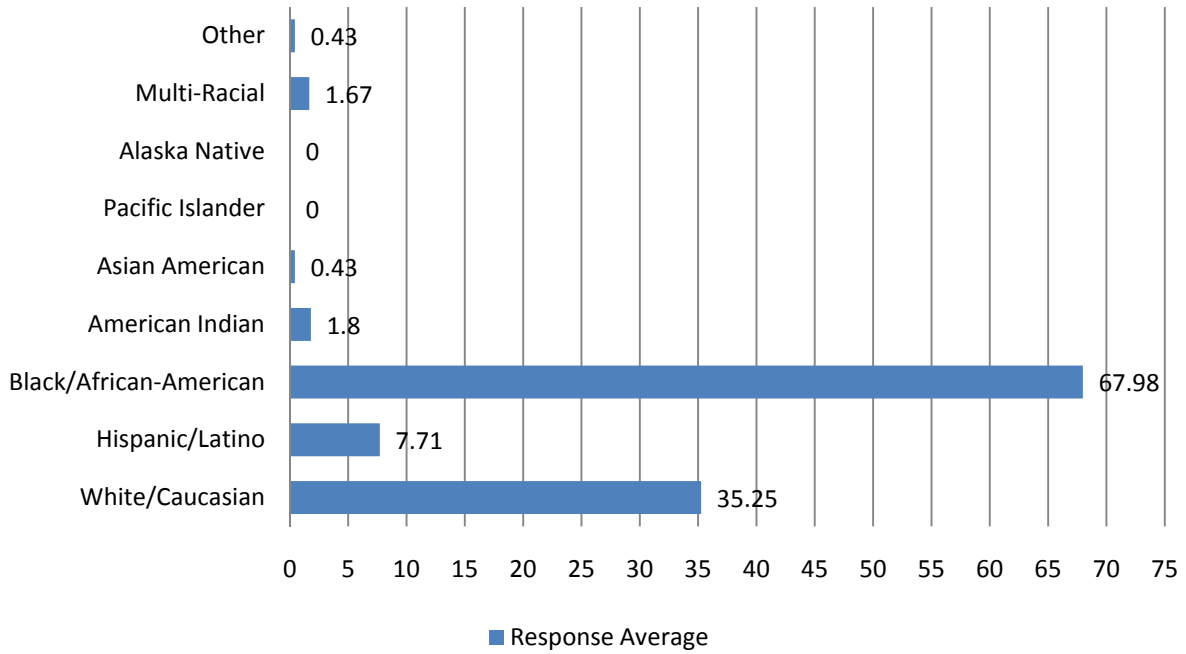


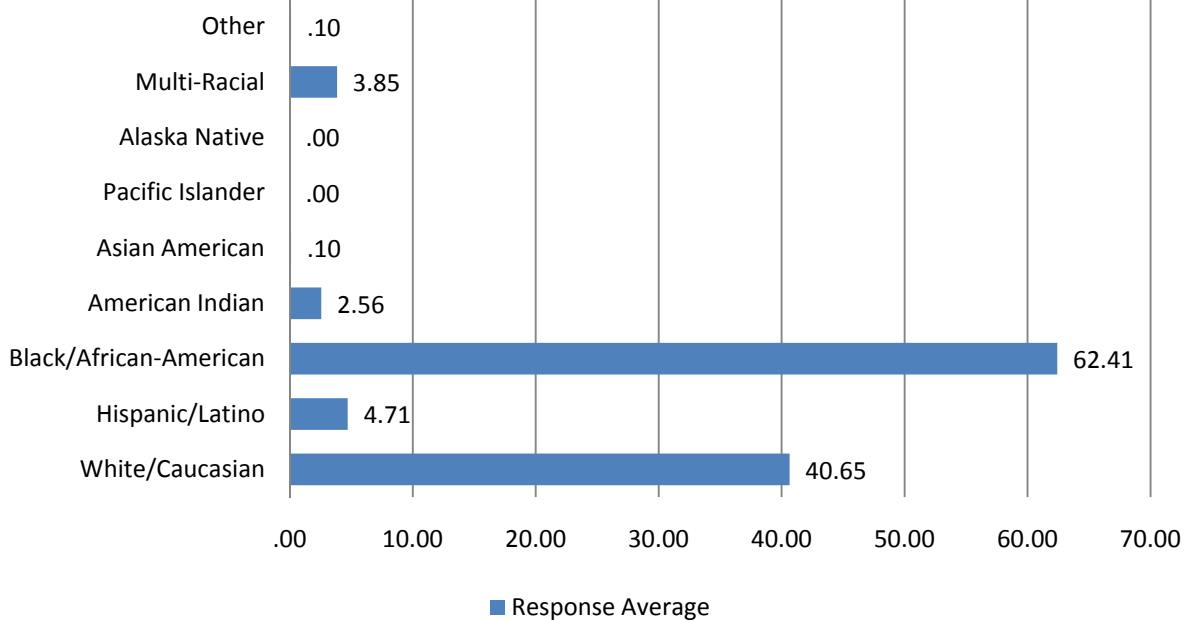
FIVE COUNTY MHA PROVIDER CAPACITY SURVEY SPRING 2011



STAFF RACE/ETHNICITY BY PERCENTAGE



CONSUMER RACE/ETHNICITY BY PERCENTAGE



DEVELOPMENTAL DISABILITY SERVICES - YOUTH AND ADULTS	Target Pops		Office Sites						Counties Served CAP Community Based Services					# Receiving CAP Community Based Services					# Can Add	
	ADD	CDD	VA	HA	GR	WA	FR	Oth	FR	GR	HA	VA	WA	FR	GR	HA	VA	WA		Total
IN AREA CAP PROVIDERS																				
ACI Support Specialists	1	1	1						1	1	1	1	1	2	1	1	5	1	10	20
Advantage Care Community Services	1	1	1	1	1	1	1	1	1	1		1	1	2	8		12	9	31	50
Alpha Management Community Services, Inc.	1	1		1	1															
BriteSmilz Family and Community Connections	1	1		1							1					17			17	20
Central Community Services	1	1	1		1		1													
Community Workforce Solutions	1		1						1	1		1	1	1			6	2	9	2
D.D. Residential Services	1		1		1	1	1													
Easter Seals UCP North Carolina & Virginia	1			1			1		1		1			1	0	3	0	0	4	7
Easter Seals UCP North Carolina & Virginia	1			1							1					7			7	1
Educare/Community Alternatives of NC	1	1		1		1		1			1		1	0	0	16	0	2	18	50
LIFE, Inc.	1			1							1			0	0	4	0	0	4	10
Maxim Healthcare Services	1	1	1	1	1	1	1		1	1	1	1	1	12	11	5	14	2	44	10
More Than Conquerors Youth Center, Inc.	1				1					1				0	3	0	0	0	3	1
Nova-IC	1	1		1				1			1									
P & W	1						1		1	1		1	1	7	4	0	12	2	25	20
ResCare HomeCare	1	1	1	1	1	1	1		1			1	1	0	2	0	5	0	7	6
RHA Health Services	1	1	1	1	1	1	1		1	1	1	1	1	9	2	4	0	0	15	16
The Arc of NC	1	1	1	1	1	1	1													
Triangle Comprehensive Health Services	1	1					1		1	1		1	1	1	2	0	3	1	7	20
Triumph, LLC	1	1	1	1																
TOTALS	20	13	10	13	9	7	10	3	9	8	9	8	9	35	33	57	57	19	201	233
OUT OF AREA CAP PROVIDERS																				
Coordinated Health Services	1	1																		
Eagle Healthcare Services, Inc.	1	1												0	0	0	0	0	0	5
Pinnacle Home Care, Inc.	1	1									1									0
ReNu Life	1							1												5
White Oak Homes II Inc.	1							1											2	
United Support Services, Inc.	1	1						1	1	1		1	1			0			40	10
TOTALS	6	4						3	1	1	1	1	1	0	0	0	0	0	42	20

FIVE COUNTY COMMUNITY CAPACITY ASSESSMENT 2011 - SITE BASED DD SERVICES

IN AREA PROVIDERS WITH IPRS AND MEDICAID	/												
	Adult Day Vocational Program (ADVP) Current	ADVP Additional	Individual Supported Employment Current	Individual Supported Employment Additional	Group Supported Employment Current	Group Supported Employment Additional	Long Term Supports Current	Long Term Supports Additional	Day Activity Current	Day Activity Additional	CAP (Site Based Services) Current	CAP Services Additional	
BriteSmilz Family and Community Connections, LLC									1	30			
Community Workforce Solutions	85	6	68		17	4	66		35	6	10	2	
Easter Seals UCP North Carolina & Virginia	30	0	43	60	14	4	8	15	0	0	17	5	
Easter Seals UCP North Carolina & Virginia - Residential									4		2		
Educare/Community Alternatives of NC											4	50	
LIFE, Inc.	0	0	0	0	0	0	0	0	0	0	4	10	
Maxim Healthcare Services	0	0	0	0	0	0	0	0	0	0	0	0	
P & W	0	0	7	10	0	0	0	0	0	0	25	20	
ResCare HomeCare	0	0	0	0	0	0	0	0	0	0	7	7	
RHA Health Services	0	8	14	12	0	5	0	5		10	32	6	
Triangle Comprehensive Health Services												20	
TOTALS	115	14	132	82	31	13	74	20	40	46	101	120	
In Area Medicaid Only Providers													
ACI Support Specialists	0	0	0	0	0	0	0	0	0	0	10	20	
Advantage Care Community Services			9	50							25		
Totals	0	0	9	50	0	0	0	0	0	0	25	10	20
Out of Area Providers													
Better Connections			0								15	8	
Person County Group Homes, Inc.				2							4	1	4
Pinnacle Home Care, Inc.											1	15	
Jones Health Sevices Inc.											3	3	
Eagle Healthcare Services, Inc.	0		0		0		0		0		0	5	
United Support Services, Inc.											40	10	
White Oak Homes II., Inc.											2		

FIVE COUNTY COMMUNITY CAPACITY ASSESSMENT 2011 - RESIDENTIAL SERVICES SUMMARY

PROVIDER NAME	MH Residential Current	MH Residential - Additional	DD Residential Current	DD Residential Additional	SA Residential Current	SA Residential Additional
ACI Support Specialists	20	16	2	10	0	0
Advantage Care Community Services			11	1		
Alliance Rehabilitative Care, Inc.	15				21	
Alpha Management Community Services, Inc.	30	25				
ambleside			1	1		
Better Connections	1	1	12	2		
D.D. Residential Services			35	3		
Day By Day Treatment Center					0	16
Eason Court	8	1				
Easter Seals UCP North Carolina & Virginia	10	0	5	1	0	0
Easter Seals UCP North Carolina & Virginia			5	1		
Educare/Community Alternatives of NC			20	50		
Jones Health Sevices Inc.	1	3	3	3		
Lake Area Counseling, Inc.					12	2
LIFE, Inc.	0	0	8	2	0	0
P & W	0	0	3	2	0	0
ReNu Life			3	10		
ResCare HomeCare	0	0	10	10	0	0
RHA Health Services		0	15	4	0	0
Trinity House, Inc.	2	0				
United Support Services, Inc.			28	6		
White Oak Homes II., Inc.	1		4			
TOTALS	88	46	165	106	33	18

AGENCY NAME

Staff Percentage by Racial/Ethnic Group

Consumer Percentage by Racial/Ethnic Group

In Area Providers with IPRS Contracts	Staff Percentage by Racial/Ethnic Group							Consumer Percentage by Racial/Ethnic Group								
	White	Hispanic	Black	American Indian	Asian American	Multi-Racial	Other	White/Caucasian	Hispanic/Latino	Black/African-American	American Indian	Asian American	Pacific Islander	Alaska Native	Multi-Racial	Other
Alliance Rehabilitative Care, Inc.	33		66					28		72						
Alpha Management Community Services	10		85	1		4		20	10	70						
BriteSmilz	5	0	94	1	0	0		5	0	94	1	0	0	0	0	0
Carolina Behavioral Care	50		50													
Central Community Services	50		50					48	2	48	1					1
Community Workforce Solutions	6		82			2		20		80						
D.D. Residential Services	8		92													
Eason Court	11	0	78	0	0	11	0	13	0	63	0	0	0	0	25	0
Easter Seals UCP NC & VA	50	2	42	2	2	2	0	30	5	55	5	0	0	0	5	0
Easter Seals UCP NC & VA Residential	10		86	5				29		57	14					
Educare/Community Alternatives of NC	7		93					32		68						
Edwards Assessments	100							34	3	60	2					
Family & Youth Services, Inc.	0	0	100	0	0	0	0									
Family Intervention and Prevention	22		75			3		36		64						
Family Preservation Services, Inc. of NC	57	6	37					40	5	55						
Halifax Regional Medical Center	75		10					45		45	10					
Lake Area Counseling, Inc.	50		50					58		42						
LIFE, Inc.	0	0	100	0	0	0	0	20	0	80	0	0	0	0	0	0
Maxim Healthcare Services	10	0	90	0	0	1	0	70	0	30	0	0	0	0	1	0
Nova-IC	59		41					30	1	65	4					
Recovery Innovations of NC	67		30		3			47	6	47						
ResCare HomeCare	9	0	91	0	0	0	0	35	0	65	0	0	0	0	0	0
RHA Health Services	5	0	93	0	0	2	0	35	5	60	0	0	0	0	0	0
Roanoke Valley Adult Day Center	18		82					100								
The Arc of NC	22		67	11				40		60						
Triangle Comprehensive Health Services	5		95					30	4	66						
Triumph, LLC	36		64					29	1	66	3				1	
Vision Behavioral Health Services, LLC	60		40					68	1	31						

AGENCY NAME

Staff % by Racial/Ethnic Group

Consumer % by Racial/Ethnic Group

AGENCY NAME	Staff % by Racial/Ethnic Group							Consumer % by Racial/Ethnic Group								
	White	Hispanic	Black	American Indian	Asian American	Multi-Racial	Other	White/Caucasian	Hispanic/Latino	Black/African-American	American Indian	Asian American	Pacific Islander	Alaska Native	Multi-Racial	Other
In Area Providers Medicaid Only																
ACI Support Specialists	4	0	95	0	0	1	0	25	5	70	0	0	0	0	0	0
Advantage Care Community Services	10		90					20		80						
Joanne M. Schaffer, MSW, LCSW, PA	100	0	0	0	0	0	0	60	0	37	1	1	0	0	1	
More Than Conquerors			100					75		25						
P & W	0	0	100	0	0	0	0	36	0	62	0	0	0	0	0	0
Perfect Foundation, Inc.	60		40					12		88						
Therapeutic Resource Associates	100							49		51						
Out of Area Providers																
Ambleside																
Better Connections	8		85	8				22		78						
Britton and Crump Inc	67	0	33	0	0	0	0									
Carolina Choice LLC																
Coordinated Health Services	67		33					38		62						
Day By Day Treatment Center	50		50													
Eagle Healthcare Services, Inc.																
Freedom House Recovery Center								70	1	27					2	
HealthCore Resource	50		50					25		75						
Holly Hill Hospital	75		25													
Institute for Family Centered Services		100						100								
Integrated Family Services, LLC	5		95					35		65						
Jones Health Sevices Inc.																
Person County Group Homes, Inc.																
Pinnacle Home Care, Inc.			100							100						
ReNu Life	35		65					100								
The HOPE Centre for Advancement			100							100						
Trinity House, Inc.								50	50							
United Support Services, Inc.								29		71						
White Oak Homes Inc.	5		95					29		71						
Youth Villages	80		20					31		54					15	

FIVE COUNTY CAPACITY ASSESSMENT TARGETED CASE MANAGEMENT

DEVELOPMENTAL DISABILITY SERVICES - YOUTH AND ADULTS PROVIDERS WITH BOTH IPRS & MEDICAID CONTRACTS	Target Pops		Office Sites						Counties DD TCM					# Receiving DD TCM					# Can Add	
	ADD	CDD	VA	HA	GR	WA	FR	Oth	FR	GR	HA	VA	WA	FR	GR	HA	VA	WA	Total	DD TCM
BriteSmilz Family and Community Connections	1	1		1							1					20			20	20
Central Community Services	1	1	1		1		1		1	1		1	1		2		2		4	10
Coordinated Health Services	1	1							1	1	1	1	1	5	15				2	22
Easter Seals UCP North Carolina & Virginia	1			1			1		1	1	1	1	1	1	0	1	0	0	2	10
Nova-IC	1	1		1				1			1		1	42					42	12
The Arc of NC	1	1	1	1	1	1	1		1	1	1	1	1	47	40	51	73	31	242	
Triangle Comprehensive Health Services	1	1					1		1	1		1	1	9	6	0	16	4	35	20
Triumph, LLC	1	1	1	1					1	1	1	1	1	25	12	15	32	8	92	25
TOTALS	8	7	3	5	2	1	4	1	6	6	6	6	7	129	75	87	123	45	459	107

Abbreviations: FR = Franklin County GR = Granville County HA = Halifax County VA = Vance County WA = Warren County
TCM = Targeted Case Management

MENTAL HEALTH AND SUBSTANCE ABUSE SERVICES YOUTH AND ADULTS PROVIDERS WITH BOTH IPRS AND MEDICAID CONTRACTS	Office Sites						Counties Served MH/SA TCM					Number Adults and Youth Getting MH/SA TCM					# Can Add	
	FR	GR	HA	VA	WA	Oth	FR	GR	HA	VA	WA	FR	GR	HA	VA	WA	Total	MH/SA
Central Community Services	1	1		1			1	1		1	1	10	8		15	2	35	40
Easter Seals UCP North Carolina	1		1				1	1	1	1	1	3	0	46	0	0	49	50
Family Intervention and Prevention	1			1		1	1					13			9		22	6
Family Preservation Services of NC				1			1	1		1	1	7	8		12		27	40
Integrated Family Services, LLC						1			1									
Nova-IC			1			1			1					23			23	25
Triumph, LLC			1	1			1	1	1	1	1	14	18	40	60	15	147	83
TOTALS	3	1	3	4	0	3	5	4	4	4	4	47	34	109	96	17	303	244
PROVIDERS WITH MEDICAID ONLY																		
Britton and Crump Inc	1					1	1	1	1	1	1	0	0	0	0	0	0	45
HealthCore Resource				1														10
The HOPE Centre for Advancement						1	1	1	1	1				1			1	50
TOTALS	1			1		2	2	2	2	2	1	0	0	0	1	0	1	105

FIVE COUNTY MENTAL HEALTH AUTHORITY CAPACITY ASSESSMENT INTENSIVE IN HOME SERVICES FOR YOUTH

CHILD MENTAL HEALTH	Office Sites							Counties Served IIH					Number Youth Getting IIH					# Can Add	
	FR	GR	HA	VA	WA	Oth	Other Sites	FR	GR	HA	VA	WA	FR	GR	HA	VA	WA		Total
PROVIDERS WITH BOTH IPRS AND MEDICAID CONTRACTS																			
Easter Seals UCP North Carolina	1		1					1	1	1	1	1	1	1	0	0	1	3	12
Family Intervention and Prevention	1			1		1	Wake	1					14	1		7	3	21	4
Family Preservation Services of NC				1				1	1		1	1	5	3		7	1	16	
Integrated Family Services, LLC						1	Jackson NC			1					6				2
Nova-IC			1			1				1					6			6	9
Triumph, LLC			1	1				1	1	1	1	1	0	2	13	7	2	24	7
TOTALS	2	0	3	3		3		4	3	4	3	3	20	7	25	21	7	70	34

Abbreviations: FR = Franklin County GR = Granville County HA = Halifax County VA = Vance County WA = Warren County
 IIH = Intensive In Home Services

CHILD MENTAL HEALTH	Office Sites							Counties Served IIH					Number Youth Getting IIH					# Can Add	
	FR	GR	HA	VA	WA	Oth	Other Sites	FR	GR	HA	VA	WA	FR	GR	HA	VA	WA		Total
MEDICAID ONLY PROVIDERS																			
Britton and Crump Inc	1					1	Durham	1	1	1	1	1	0	0	0	0	0	0	32
HealthCore Resource				1					1		1			2		1		3	6
Institute for Family Centered Services						1	Wake Durham	1	1		1		1					1	6
The HOPE Centre for Advancement						1	Durham												8
Youth Villages						1	Durham		1		1		0	1	0	0	0	1	3
TOTALS	1			1		4		2	4	1	4	1	1	3	0	1	0	5	55

CHILD MENTAL HEALTH	Office Sites							Counties Served MST					Number Youth Getting MST					# Can Add	
	FR	GR	HA	VA	WA	Oth	Other Sites	FR	GR	HA	VA	WA	FR	GR	HA	VA	WA		Total
Youth Villages						1	Durham	1	1		1			6		2			

FCMHA CAPACITY ASSESSMENT COMMUNITY SUPPORT TEAM AND ASSERTIVE COMMUNITY TREATMENT TEAM

ADULT MENTAL HEALTH PROVIDERS WITH BOTH IPRS AND MEDICAID	Office Sites							Counties Served CST					Number Adults Getting CST					# Can Add CST	
	FR	GR	HA	VA	WA	Oth	Other sites	FR	GR	HA	VA	WA	FR	GR	HA	VA	WA		Total
Central Community Services	1	1		1				1	1		1	1	12	8		10	3	33	18
Easter Seals UCP North Carolina	1		1																0
Family Intervention and Prevention	1			1		1	Wake	1					21			2		23	20
Family Preservation Services of NC				1				1	1		1	1	1	1		4	0	6	21
Nova-IC			1			1				1					23			23	35
Triumph, LLC			1	1				1	1	1	1	1	8	9	55	21	5	98	2
TOTALS	3	1	3	4	0	2		4	3	2	3	3	42	18	78	37	8	183	96
MEDICAID ONLY PROVIDERS																			
HealthCore Resource				1					1		1	1		3		6	1	10	20
The HOPE Centre for Advancement						1	Durham	1	1	1	1		0	0	0	3	0	6	25

Abbreviations: FR = Franklin County GR = Granville County HA = Halifax County VA = Vance County WA = Warren County
 CST = Community Support Team

ADULT MENTAL HEALTH PROVIDERS WITH BOTH IPRS AND MEDICAID	Office Sites							Counties Served ACTT					Number Adults Getting ACTT					# Can Add ACTT	
	FR	GR	HA	VA	WA	Oth	Other sites	FR	GR	HA	VA	WA	FR	GR	HA	VA	WA		Total
Alliance Rehabilitative Care, Inc.	1			1	1			1	1		1	1	13	11		13	12	49	
Easter Seals UCP North Carolina	1		1					1	1	1	1	1	3	0	2	1	0	6	35
Family Intervention and Prevention	1			1		1	Wake	1					21	4		12	12	49	4
TOTALS	3	0	1	2	1	1		2	1	1	1	1	37	15	2	26	24	104	39
MEDICAID ONLY PROVIDERS																			
HealthCore Resource				1												7		7	